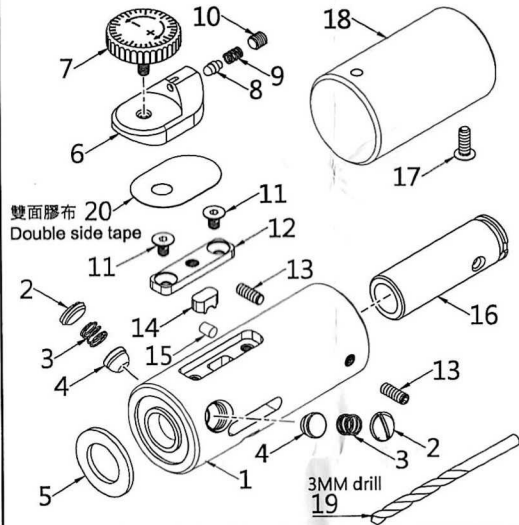
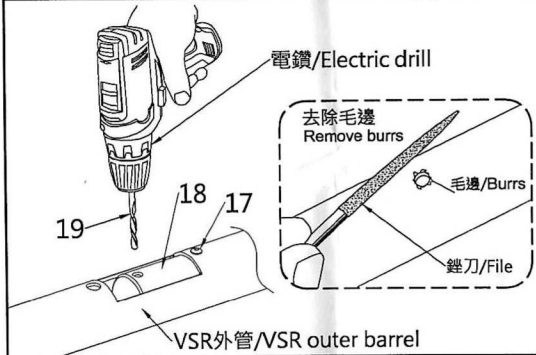


1. 部件/PARTS



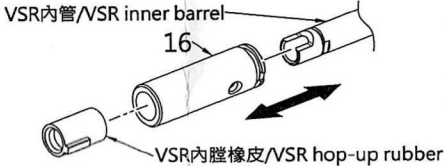
2. 鑽孔/DRILLING

使用電動工具時請注意安全
Be safe when using power tools.



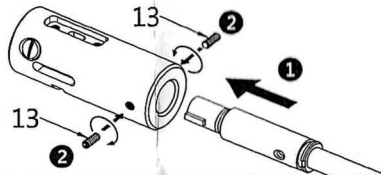
步驟1/Step 1

將內管橡皮安裝在內管上
Connect the inner barrel into the barrel spacer.



步驟2/Step 2

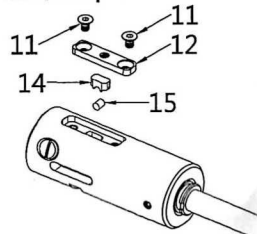
將內管裝入內膛內
Insert the inner barrel into the hop-up chamber.



3. 安裝/INSTALLATION

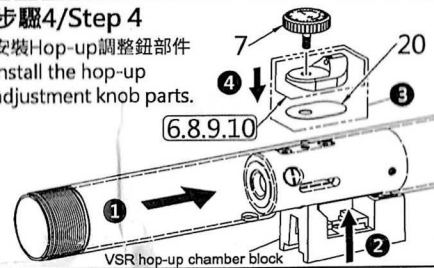
步驟3/Step 3

安裝TDC下壓部件
Install the tdc parts
to chamber.



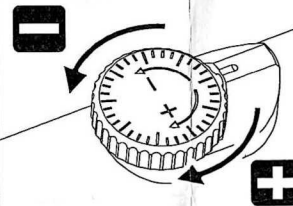
步驟4/Step 4

安裝Hop-up調整鈕部件
Install the hop-up
adjustment knob parts.



4. BB彈道調整/HOP-UP ADJUSTMENT

跳躍太多(轉動調整旋鈕朝向 -)
Too much Hop-up
(Turn the Adjustment knob toward -)



跳躍不足(轉動調整旋鈕朝向 +)
Not enough Hop-up
(Turn the Adjustment knob toward +)

最佳位置
Best position

VSR10 TDC HOP-UP CHAMBER



TTI AIRSOFT
TITANIUM TACTICAL INDUSTRY

www.ttiairsoft.com

